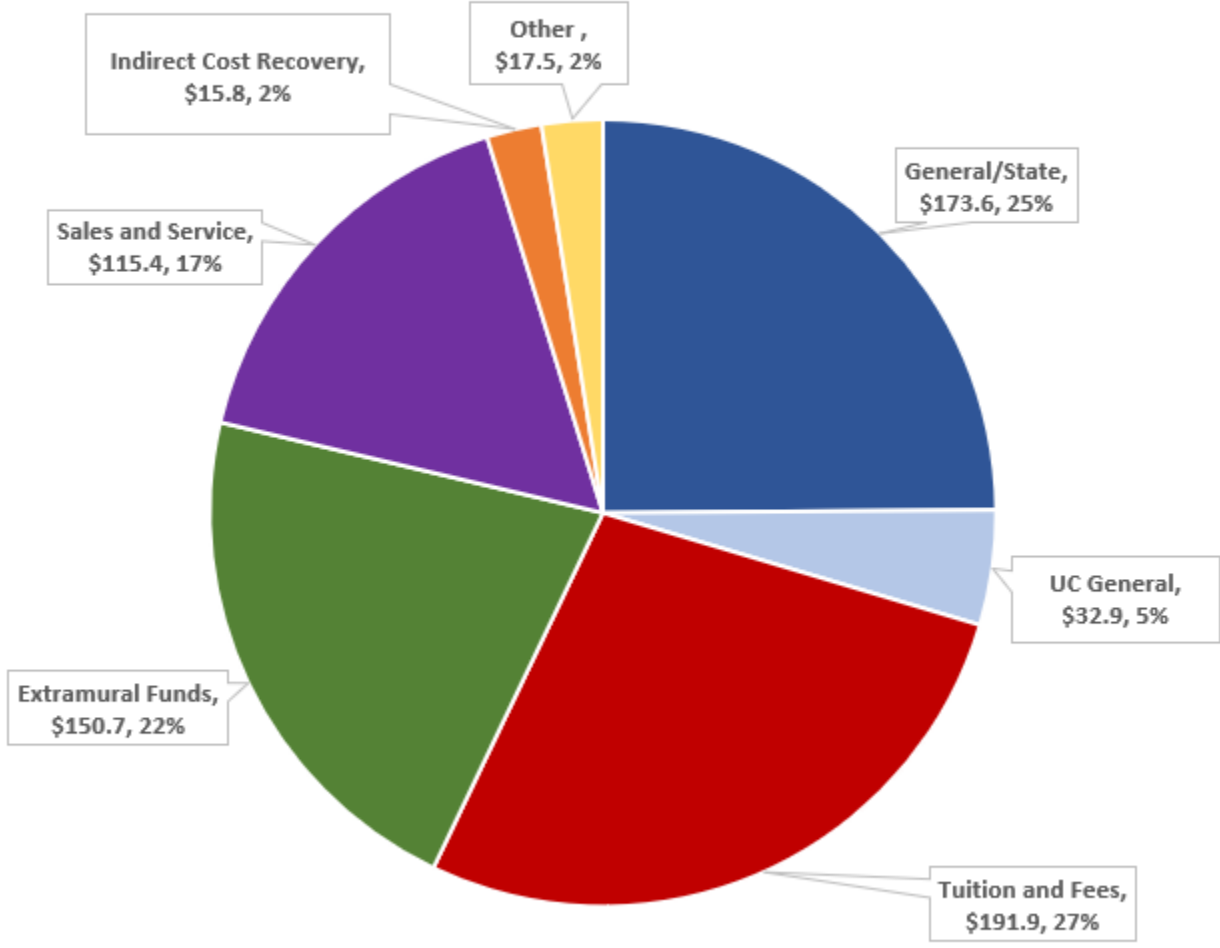


# The University Budget, Santa Cruz

---

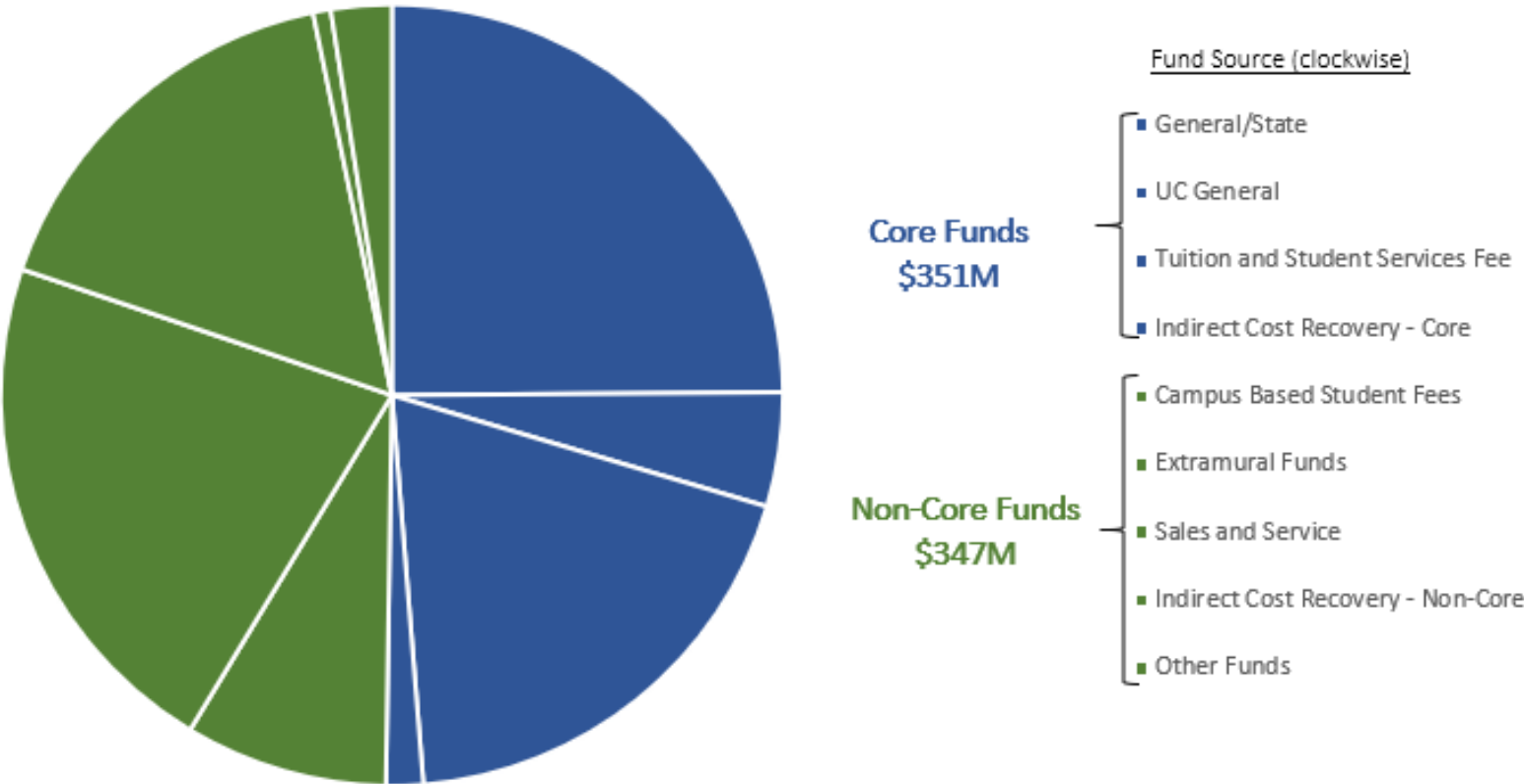
2016-2017

# UCSC's 2016-17 Revenue Profile by Fund Type \$697.9 Million\*

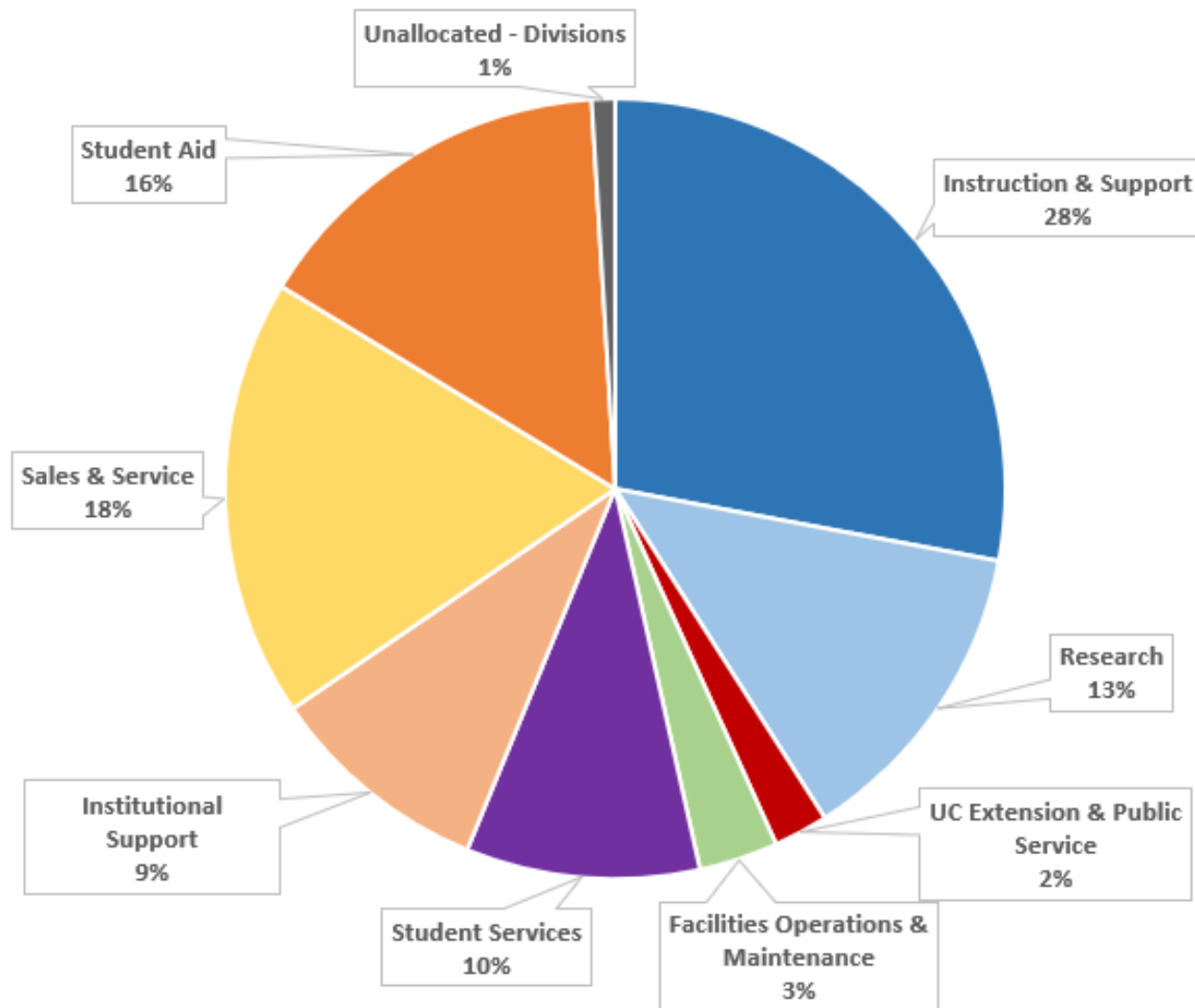


\*net scholarly allowance per GASB

# Core vs Non-Core Funds 2016-17



# UCSC Revenue Allocated By Function 2016-17



## 2016-17 Operating Revenues Allocated by Expense Pool (in millions)

	Core	Non-Core	C&G/Gifts	Total Budget
Academic Salaries	\$119.4	\$1.5	\$0.3	\$121.2
Staff Salaries	\$97.3	\$52.6	\$48.3	\$198.2
Employee Benefits	\$74.9	\$21.3	\$13.9	\$110.1
Supplies, Services, Equipment, etc.	\$41.0	\$154.4	\$33.7	\$229.1
Student Aid	\$80.3	\$3.6	\$42.6	\$126.4
Student Health Insurance	\$0.0	\$27.6	\$0.0	\$27.6
Utilities	\$11.9	\$0.0	\$0.0	\$11.9
UCOP/UCPath Assessment	\$12.3	\$0.3	\$0.0	\$12.6
Contract & Grant Subawards	\$0.0	\$0.0	\$8.9	\$8.9
Recharges	(\$15.6)	(\$34.4)	\$0.0	(\$50.1)
Scholarly Allowance per GASB	(\$70.8)	(\$27.3)	\$0.0	(\$98.1)
	<b>\$350.6</b>	<b>\$199.5</b>	<b>\$147.8</b>	<b>\$697.9</b>